

Tue, Nov 14

Gm#	Team	Overall			Off (Yds)			Def (Yds)			TO	ToP	Home/Away		
		SU W/L	ATS	AF-AA	Ru	Pa	Tot	Ru	Pa	Tot			SU W/L	ATS	AF-AA
301	OHIO	8-2-0	8-2-0	40.9-24.1	250.8	187.6	438.4	116.1	252.5	368.6	1.6	30.6	3-1-0	3-1-0	38.5-36.0
302	AKR	5-5-0	7-3-0	21.8-24.9	105.5	219.8	325.3	186.0	255.8	441.8	1.4	28.7	3-1-0	3-1-0	29.5-16.8
303	CMU	6-4-0	5-5-0	28.3-27.4	143.5	243.3	386.8	197.6	181.0	378.6	2.0	29.0	4-2-0	4-2-0	31.2-26.0
304	KENT	2-8-0	3-7-0	11.6-35.5	149.5	106.7	256.2	234.2	197.4	431.6	2.1	30.9	2-2-0	1-3-0	21.0-29.0

Wed, Nov 15

Gm#	Team	Overall			Off (Yds)			Def (Yds)			TO	ToP	Home/Away		
		SU W/L	ATS	AF-AA	Ru	Pa	Tot	Ru	Pa	Tot			SU W/L	ATS	AF-AA
305	TOL	8-2-0	5-5-0	36.1-25.8	205.3	294.0	499.3	187.3	199.7	387.0	0.9	32.0	3-2-0	3-2-0	33.0-28.2
306	BGSU	2-8-0	2-8-0	23.6-35.6	155.3	225.5	380.8	241.0	266.8	507.8	2.2	27.5	0-4-0	0-4-0	24.3-41.3
307	EMU	3-7-0	7-3-0	25.2-22.5	110.2	270.0	380.2	173.9	178.2	352.1	1.9	29.5	1-5-0	5-1-0	22.5-26.2
308	M-OH	4-6-0	2-8-0	24.1-25.5	149.4	246.2	395.6	152.3	204.3	356.6	1.6	32.3	3-2-0	1-4-0	25.0-19.2
309	WMU	6-4-0	4-6-0	36.6-27.6	249.2	158.7	407.9	146.8	230.5	377.3	1.5	30.9	2-2-0	2-2-0	34.0-40.5
310	NIU	7-3-0	6-4-0	30.3-18.8	189.5	218.5	408.0	109.8	213.6	323.4	1.9	29.1	4-1-0	3-2-0	35.0-16.0

Thu, Nov 16


Gm#	Team	Overall			Off (Yds)			Def (Yds)			TO	ToP	Home/Away		
		SU W/L	ATS	AF-AA	Ru	Pa	Tot	Ru	Pa	Tot			SU W/L	ATS	AF-AA
313	BUFF	4-6-0	8-2-0	27.1-25.0	142.2	284.6	426.8	199.0	203.2	402.2	1.2	30.3	1-4-0	3-2-0	17.0-19.2
314	BALL	2-8-0	3-7-0	18.4-42.0	141.7	188.5	330.2	191.6	230.5	422.1	1.7	33.2	2-2-0	1-3-0	26.3-39.5
315	TLSA	2-8-0	4-6-0	31.0-38.0	248.7	183.1	431.8	270.8	276.7	547.5	1.0	27.2	0-5-0	2-3-0	30.2-46.6
316	USF	8-1-0	4-5-0	39.1-19.9	276.7	225.7	502.3	118.2	201.6	319.8	0.9	31.5	4-1-0	3-2-0	35.6-15.6


Fri, Nov 17

Gm#	Team	Overall			Off (Yds)			Def (Yds)			TO	ToP	Home/Away		
		SU W/L	ATS	AF-AA	Ru	Pa	Tot	Ru	Pa	Tot			SU W/L	ATS	AF-AA
317	MTU	5-5-0	4-6-0	21.8-24.0	129.8	247.2	377.0	141.0	193.9	334.9	1.7	28.8	2-3-0	1-4-0	22.2-28.2
318	WKU	5-5-0	2-8-0	25.6-24.3	70.4	316.4	386.8	181.2	186.8	368.0	1.5	29.5	3-2-0	1-4-0	31.8-23.4
319	UNLV	4-6-0	6-4-0	29.2-32.3	239.5	187.2	426.7	227.3	233.8	461.1	1.4	30.7	2-2-0	4-0-0	30.3-30.0
320	UNM	3-7-0	4-6-0	20.3-30.9	226.3	132.2	358.5	130.6	247.8	378.4	2.6	32.7	2-3-0	2-3-0	31.2-26.6

SU W/L: Straight-Up Win/Loss Record
ATS: Against the Spread Record
AF-AA: Average Points For - Average Points Against
Ru: Rushing Yards

Pa: Passing Yards
Tot: Total Yards
TO: Turnovers
ToP: Time of Possession





Sat, Nov 18

Gm#	Team	Overall			Off (Yds)			Def (Yds)			TO	ToP	Home/Away		
		SU W/L	ATS	AF-AA	Ru	Pa	Tot	Ru	Pa	Tot			SU W/L	ATS	AF-AA
321	RUTG	4-6-0	8-2-0	20.9-25.9	166.4	118.6	285.0	171.7	213.2	384.9	1.5	30.3	1-3-0	4-0-0	18.0-30.3
322	IND	4-6-0	2-7-1	25.7-27.3	118.2	257.9	376.1	156.6	187.2	343.8	1.8	27.8	2-3-0	1-3-1	27.4-27.6
323	UK	7-3-0	3-7-0	27.9-25.7	168.5	192.5	361.0	121.9	282.3	404.2	1.2	31.0	3-1-0	2-2-0	24.5-24.0
324	UGA	9-1-0	6-4-0	34.6-14.5	256.0	168.1	424.1	103.8	173.7	277.5	1.2	32.7	5-0-0	2-3-0	36.2-13.0
325	CIN	3-7-0	4-6-0	20.9-31.3	134.9	221.1	356.0	201.9	209.6	411.5	1.4	27.2	2-3-0	3-2-0	17.4-28.8
326	ECU	2-8-0	2-7-1	23.8-45.0	106.8	300.0	406.8	248.8	305.3	554.1	1.8	30.1	1-5-0	1-4-1	21.5-40.2
327	GT	5-4-0	7-1-1	31.3-23.4	324.0	89.7	413.7	124.9	200.2	325.1	1.4	34.5	0-3-0	1-1-1	23.3-29.7
328	DUKE	4-6-0	4-5-1	23.5-20.6	160.3	199.5	359.8	154.6	182.5	337.1	1.5	30.1	3-3-0	3-2-1	28.0-19.3
329	PITT	4-6-0	3-5-2	24.9-28.5	157.3	210.8	368.1	154.6	264.5	419.1	1.2	32.5	1-3-0	1-1-2	19.8-28.0
330	VT	7-3-0	5-5-0	31.5-14.8	164.7	248.2	412.9	136.6	174.0	310.6	1.0	31.7	5-1-0	4-2-0	32.7-10.8
331	UCF	9-0-0	5-3-1	48.6-20.7	210.9	327.8	538.7	151.1	219.9	371.0	1.0	28.3	4-0-0	2-1-1	37.8-19.5
332	TEM	5-5-0	5-5-0	23.6-26.5	124.3	256.0	380.3	174.2	221.1	395.3	1.6	30.5	3-2-0	2-3-0	23.2-21.6
333	NCST	7-3-0	4-5-1	31.0-24.6	166.6	272.7	439.3	141.7	241.5	383.2	0.8	31.3	3-1-0	2-1-1	23.3-21.8
334	WAKE	6-4-0	7-2-1	35.1-26.1	197.8	276.1	473.9	202.8	235.8	438.6	0.7	28.0	3-1-0	3-0-1	39.5-18.8
335	SYR	4-6-0	6-3-1	30.5-28.8	160.4	312.0	472.4	161.6	240.4	402.0	1.7	30.7	0-4-0	4-0-0	23.5-30.5
336	LOU	6-4-0	3-7-0	36.8-29.8	224.2	319.5	543.7	142.2	254.6	396.8	1.7	30.5	3-2-0	1-4-0	39.6-25.2
337	MINN	5-5-0	4-5-1	26.5-20.4	195.7	143.0	338.7	150.2	183.9	334.1	1.3	31.9	1-3-0	1-2-1	21.3-23.8
338	NW	7-3-0	7-3-0	27.5-23.1	134.8	270.5	405.3	109.6	278.9	388.5	1.7	31.2	5-1-0	4-2-0	27.7-18.7
339	MD	4-6-0	4-6-0	27.9-36.2	173.3	164.0	337.3	173.3	247.5	420.8	1.1	27.9	2-3-0	2-3-0	26.6-39.2
340	MSU	7-3-0	6-4-0	22.0-22.9	147.5	234.3	381.8	111.9	213.4	325.3	1.7	34.0	5-1-0	5-1-0	23.7-17.5
341	TEX	5-5-0	6-3-1	29.9-21.9	135.3	273.9	409.2	115.0	252.3	367.3	1.3	30.8	2-2-0	3-1-0	21.5-16.3
342	WVU	7-3-0	5-4-1	39.0-29.2	162.3	352.1	514.4	191.1	245.3	436.4	1.8	27.0	4-1-0	3-1-1	44.0-27.4
343	OKLA	9-1-0	6-4-0	44.3-27.4	211.9	388.8	600.7	150.8	263.4	414.2	1.2	31.9	5-0-0	2-3-0	42.6-33.6
344	KU	1-9-0	3-7-0	20.4-42.2	113.0	242.2	355.2	174.6	275.5	450.1	2.3	27.7	1-5-0	2-4-0	24.5-41.7
345	FRES	7-3-0	7-2-1	29.2-18.3	167.0	229.9	396.9	122.3	185.1	307.4	0.9	31.2	3-2-0	4-0-1	22.2-24.6
346	WYO	7-3-0	7-3-0	24.4-18.1	102.9	174.9	277.8	177.3	156.8	334.1	1.0	27.3	5-1-0	4-2-0	28.5-16.0
347	AFA	4-6-0	4-6-0	32.0-31.0	308.7	117.3	426.0	234.7	143.1	377.8	1.6	33.3	2-3-0	3-2-0	37.2-40.6
348	BSU	8-2-0	7-3-0	33.9-23.1	159.5	242.1	401.6	121.9	212.2	334.1	1.0	30.9	4-1-0	2-3-0	28.0-19.4
349	HAW	3-7-0	1-8-1	25.3-33.9	181.8	241.0	422.8	192.6	265.3	457.9	1.2	31.6	1-4-0	1-4-0	25.2-37.0
350	USU	5-5-0	5-5-0	29.9-28.6	149.3	223.6	372.9	206.0	200.2	406.2	2.0	27.2	2-3-0	2-3-0	28.4-26.6
351	RICE	1-9-0	3-7-0	16.0-37.5	182.8	154.1	336.9	195.1	241.6	436.7	2.6	29.4	1-4-0	2-3-0	14.4-33.2
352	ODU	4-6-0	4-6-0	21.4-31.8	161.0	171.3	332.3	188.9	232.6	421.5	2.0	29.5	2-3-0	1-4-0	23.8-32.6
353	CHAR	1-9-0	5-5-0	13.7-29.6	176.9	137.6	314.5	178.9	251.9	430.8	1.8	26.6	0-5-0	2-3-0	11.4-32.0
354	SOMIS	6-4-0	6-4-0	27.2-22.8	170.4	260.1	430.5	137.0	187.3	324.3	1.7	30.8	2-3-0	3-2-0	25.2-19.4
355	MASS	3-7-0	5-5-0	30.6-30.9	140.1	294.8	434.9	194.8	193.2	388.0	1.4	29.4	0-4-0	3-1-0	21.3-29.5
356	BYU	3-8-0	3-8-0	16.5-25.9	124.5	191.5	316.1	165.6	221.8	387.5	1.9	27.1	2-4-0	1-5-0	14.5-22.7
357	LT	4-6-0	4-6-0	28.3-29.3	156.5	247.7	404.2	187.6	225.2	412.8	1.1	31.8	2-2-0	3-1-0	25.8-22.5
358	UTEP	0-10-0	2-8-0	11.3-37.1	88.2	126.6	214.8	230.0	218.5	448.5	1.5	27.9	0-4-0	1-3-0	14.5-35.0

SU W/L: Straight-Up Win/Loss Record
ATS: Against the Spread Record
AF-AA: Average Points For - Average Points Against
Ru: Rushing Yards


Pa: Passing Yards
Tot: Total Yards
TO: Turnovers
ToP: Time of Possession



Gm#	Team	Overall			Off (Yds)			Def (Yds)			TO	ToP	Home/Away		
		SU W/L	ATS	AF-AA	Ru	Pa	Tot	Ru	Pa	Tot			SU W/L	ATS	AF-AA
359	USA	4-6-0	5-5-0	22.1-24.4	111.6	234.8	346.4	143.2	251.3	394.5	1.2	30.8	1-3-0	2-2-0	18.8-27.5
360	GASO	0-9-0	2-6-1	16.3-37.1	192.6	103.4	296.0	199.9	242.8	442.7	2.0	33.0	0-4-0	1-3-0	20.3-30.3
361	TCU	8-2-0	5-5-0	34.2-16.3	189.2	244.6	433.8	82.7	226.3	309.0	1.1	31.5	3-2-0	3-2-0	25.0-19.2
362	TTU	5-5-0	6-4-0	38.2-33.1	146.3	343.6	489.9	153.1	300.0	453.1	1.2	28.9	2-3-0	3-2-0	38.0-33.8
363	PUR	4-6-0	6-4-0	23.5-19.3	147.4	246.4	393.8	139.8	231.5	371.3	1.5	28.7	1-3-0	2-2-0	17.3-14.3
364	IOWA	6-4-0	4-5-1	26.9-20.1	131.4	200.1	331.5	158.4	213.0	371.4	1.7	29.8	5-1-0	4-1-1	31.8-14.7
365	ARIZ	7-3-0	6-4-0	44.4-31.9	348.2	168.8	517.0	170.1	292.5	462.6	1.7	27.8	3-1-0	2-2-0	47.0-37.8
366	ORE	5-5-0	4-6-0	32.3-30.1	255.2	173.5	428.7	129.0	248.7	377.7	2.0	28.5	4-1-0	3-2-0	43.0-26.6
367	ILL	2-8-0	4-6-0	16.4-28.4	107.8	194.3	302.1	199.1	204.1	403.2	2.2	28.9	0-4-0	1-3-0	16.5-36.3
368	OSU	8-2-0	5-5-0	44.2-20.4	246.4	300.1	546.5	116.5	193.7	310.2	1.4	27.8	5-1-0	2-4-0	42.8-19.0
369	UAB	7-3-0	8-2-0	32.0-24.9	210.5	175.7	386.2	168.8	199.7	368.5	1.1	29.1	2-3-0	3-2-0	30.4-30.6
370	FLA	3-6-0	2-7-0	20.6-28.3	152.6	181.4	334.0	178.0	204.9	382.9	1.8	29.8	2-3-0	2-3-0	20.8-24.4
371	ASU	5-5-0	5-5-0	30.1-32.1	165.5	264.2	429.7	179.9	275.4	455.3	0.8	32.7	1-3-0	2-2-0	34.0-35.0
372	ORST	1-9-0	3-7-0	21.4-40.7	144.6	197.3	341.9	223.2	241.5	464.7	2.2	28.8	1-4-0	2-3-0	20.6-34.6
373	SMU	6-4-0	6-4-0	39.6-32.2	187.1	310.3	497.4	205.5	263.6	469.1	0.9	29.6	1-3-0	1-3-0	32.3-40.5
374	MEM	8-1-0	5-3-1	42.3-31.2	173.4	329.4	502.9	195.1	254.4	449.6	1.4	26.2	5-0-0	2-2-1	43.0-31.6
375	UVA	6-4-0	5-5-0	25.8-26.6	112.6	251.8	364.4	179.9	180.2	360.1	1.2	32.2	2-2-0	2-2-0	24.3-26.5
376	MIA	9-0-0	5-4-0	32.6-16.6	181.4	270.4	451.9	165.1	192.6	357.7	1.0	27.5	6-0-0	3-3-0	35.7-17.3
377	ISU	6-4-0	8-1-1	31.7-21.9	112.0	279.0	391.0	136.9	245.7	382.6	0.9	29.3	3-1-0	3-0-1	31.5-19.5
378	BAY	1-9-0	4-6-0	25.7-36.3	123.6	294.0	417.6	195.7	269.9	465.6	2.0	29.9	0-6-0	2-4-0	27.2-38.0
379	MSST	7-3-0	7-3-0	32.9-19.3	250.6	168.3	418.9	131.9	172.9	304.8	1.2	33.3	2-2-0	2-2-0	26.3-28.8
380	ARK	4-6-0	2-7-1	27.9-35.8	178.6	202.8	381.4	191.2	230.5	421.7	1.6	32.4	3-3-0	0-5-1	33.3-33.2
381	MIZZ	5-5-0	6-4-0	37.9-31.9	195.6	306.0	501.6	177.8	248.0	425.8	1.9	24.3	1-2-0	3-0-0	38.0-35.0
382	VAN	4-6-0	3-6-1	23.6-30.7	99.4	229.2	328.6	216.1	191.7	407.8	1.1	27.9	3-3-0	2-4-0	20.3-28.7
383	UTAH	5-5-0	6-3-1	29.0-24.1	150.8	260.3	411.1	142.7	201.9	344.6	2.3	31.7	2-2-0	3-1-0	24.0-26.5
384	WASH	8-2-0	6-4-0	36.9-13.0	182.7	221.5	404.2	102.6	155.9	258.5	1.0	28.8	5-0-0	4-1-0	46.2-11.2
385	ULM	4-5-0	5-4-0	37.0-37.9	194.4	281.3	475.8	212.2	293.1	505.3	1.2	29.8	2-3-0	3-2-0	35.2-35.6
386	AUB	8-2-0	5-3-2	37.2-16.9	236.7	231.6	468.3	118.4	181.1	299.5	1.2	31.3	5-0-0	2-1-2	39.6-13.4
387	KSU	5-5-0	4-5-1	32.0-25.1	191.4	182.1	373.5	126.1	303.4	429.5	1.1	30.1	2-2-0	1-2-1	28.3-27.3
388	OKST	8-2-0	5-5-0	45.7-29.9	198.7	378.9	577.6	129.5	284.6	414.1	1.9	28.5	2-2-0	2-2-0	50.3-36.5
389	SJSU	1-10-0	3-7-1	15.6-43.9	116.7	199.3	316.0	292.9	209.6	502.5	3.5	24.4	0-6-0	1-5-0	14.8-48.0
390	CSU	6-5-0	4-7-0	33.1-28.7	203.4	289.0	492.4	189.2	246.7	435.9	1.4	31.7	3-2-0	1-4-0	44.0-36.6
391	NEB	4-6-0	3-7-0	25.1-32.5	115.6	273.1	388.7	202.4	211.9	414.3	1.6	31.1	2-2-0	3-1-0	27.3-31.5
392	PSU	8-2-0	6-3-1	37.7-13.9	146.0	283.6	429.6	123.9	194.4	318.3	0.9	29.1	6-0-0	4-1-1	43.8-7.8
393	LSU	7-3-0	5-4-1	26.2-19.4	207.9	198.4	406.3	142.4	174.7	317.1	0.7	31.8	3-2-0	3-2-0	20.2-20.2
394	TENN	4-6-0	3-7-0	20.4-27.7	131.6	165.2	296.8	256.9	157.6	414.5	1.5	28.6	3-2-0	1-4-0	18.4-17.2

SU W/L: Straight-Up Win/Loss Record
ATS: Against the Spread Record
AF-AA: Average Points For - Average Points Against
Ru: Rushing Yards

Pa: Passing Yards
Tot: Total Yards
TO: Turnovers
ToP: Time of Possession



Gm#	Team	Overall			Off (Yds)			Def (Yds)			TO	ToP	Home/Away		
		SU W/L	ATS	AF-AA	Ru	Pa	Tot	Ru	Pa	Tot			SU W/L	ATS	AF-AA
395	NAVY	6-3-0	4-3-2	33.7-30.3	369.8	98.7	468.4	165.8	244.3	410.1	1.9	35.8	2-2-0	2-1-1	31.5-26.0
396	ND	8-2-0	7-3-0	38.0-20.7	303.2	168.5	471.7	140.9	234.5	375.4	1.1	29.1	5-1-0	4-2-0	42.0-19.7
397	HOU	6-3-0	5-4-0	30.1-24.3	178.6	262.8	441.3	140.1	291.6	431.7	1.9	29.2	3-1-0	2-2-0	21.0-24.5
398	TULN	4-6-0	5-4-1	27.2-29.2	244.1	135.5	379.6	220.2	210.8	431.0	0.9	32.5	3-2-0	4-1-0	34.0-22.0
399	NMSU	4-5-0	6-2-1	31.3-32.4	105.1	359.6	464.7	181.9	229.1	411.0	2.2	28.5	3-3-0	4-1-1	32.7-35.7
400	ULL	4-5-0	3-6-0	28.1-38.8	179.3	212.8	392.1	222.9	270.4	493.3	1.1	30.0	2-1-0	1-2-0	41.7-37.0
401	CCAR	1-9-0	3-7-0	24.3-38.4	153.0	198.9	351.9	173.7	263.6	437.3	1.6	30.3	0-5-0	2-3-0	30.0-41.6
402	IDHO	3-6-0	5-3-1	23.3-29.9	133.7	235.6	369.2	166.7	230.7	397.3	1.3	31.2	2-3-0	2-2-1	22.2-23.4
403	ARMY	8-2-0	5-5-0	29.4-18.6	351.5	30.8	382.3	160.8	188.5	349.3	0.9	34.0	2-2-0	3-1-0	23.5-17.8
404	UNT	7-3-0	6-4-0	36.8-33.6	191.8	284.6	476.4	171.5	241.4	412.9	1.8	30.3	5-0-0	3-2-0	44.8-26.2
405	TXST	2-8-0	4-6-0	18.6-31.1	137.1	221.8	358.9	131.6	285.1	416.7	1.9	30.2	1-3-0	2-2-0	11.8-28.3
406	ARST	5-3-0	6-2-0	37.8-22.5	133.3	320.9	454.1	157.9	232.8	390.6	2.3	26.5	3-0-0	3-0-0	48.7-7.7
407	FIU	6-3-0	4-5-0	22.4-25.3	155.0	233.1	388.1	173.3	214.1	387.4	1.8	30.3	2-2-0	2-2-0	22.0-33.8
408	FAU	7-3-0	7-3-0	39.4-26.2	275.0	187.7	462.7	190.5	240.8	431.3	0.9	25.9	4-1-0	3-2-0	40.2-23.6
410	BC	5-5-0	6-3-1	23.3-24.0	202.7	165.1	367.8	207.7	187.1	394.8	1.5	29.9	3-1-0	3-1-0	29.0-26.5
409	CONN	3-7-0	4-6-0	24.6-39.4	140.9	271.6	412.5	175.5	375.3	550.8	1.5	28.4	1-3-0	2-2-0	24.5-40.0
411	MRSH	7-3-0	7-3-0	28.2-19.4	147.4	235.6	383.0	121.6	211.0	332.6	1.6	32.3	3-2-0	4-1-0	27.0-20.2
412	UTSA	5-4-0	3-6-0	27.1-17.8	203.6	208.1	411.7	130.2	163.4	293.7	1.7	32.9	2-2-0	0-4-0	29.8-19.8
413	TAM	6-4-0	6-3-1	32.1-27.5	173.4	226.8	400.2	152.9	214.3	367.2	1.1	29.6	2-1-0	3-0-0	37.7-35.0
414	MISS	5-5-0	3-6-1	33.9-35.6	129.9	350.5	480.4	253.1	209.1	462.2	1.4	25.3	4-2-0	2-4-0	43.3-30.8
415	MICH	8-2-0	4-5-1	27.9-16.4	207.8	165.2	373.0	110.3	144.5	254.8	1.4	32.4	3-1-0	2-1-1	25.8-20.5
416	WIS	10-0-0	6-4-0	36.3-13.4	245.4	188.1	433.5	81.5	166.1	247.6	1.9	35.8	6-0-0	3-3-0	36.0-14.0
417	UCLA	5-5-0	3-7-0	35.2-38.6	129.5	333.0	462.5	302.3	196.7	499.0	1.8	26.2	0-5-0	0-5-0	29.8-49.0
418	USC	9-2-0	3-7-1	35.5-26.5	201.0	294.6	495.6	166.9	235.5	402.5	1.9	30.6	6-0-0	2-4-0	38.8-25.2
419	CAL	5-5-0	6-4-0	29.2-29.4	113.6	268.3	381.9	170.7	261.2	431.9	1.8	29.4	1-3-0	1-3-0	23.5-39.3
420	STAN	7-3-0	4-5-1	33.3-21.4	217.7	184.3	402.0	174.0	219.7	393.7	0.9	29.7	4-0-0	3-1-0	42.8-21.8
421	NEV	2-8-0	5-5-0	29.2-34.9	137.5	253.7	391.2	204.8	279.2	484.0	1.7	25.9	0-5-0	2-3-0	20.8-40.4
422	SDSU	8-2-0	6-4-0	28.8-18.8	247.9	149.2	397.1	121.4	174.3	295.7	0.8	33.9	3-2-0	1-4-0	21.8-24.0
423	MER	5-5-0	1-0-0	27.0-20.4	10.0	14.6	24.6	14.6	36.4	51.0	0.0	3.2	2-3-0	1-0-0	22.6-25.0
424	ALA	10-0-0	4-6-0	39.9-11.2	270.8	203.3	474.1	86.8	167.0	253.8	0.5	30.9	6-0-0	2-4-0	43.0-10.3
425	DSU	2-8-0	0-1-0	15.2-34.3	16.1	14.0	30.1	20.4	33.4	53.8	0.3	3.8	0-6-0	0-1-0	12.0-38.3
426	FSU	3-6-0	0-7-2	18.1-25.0	130.1	194.4	324.6	164.8	198.8	363.6	2.0	29.9	1-4-0	0-5-0	20.6-26.0
427	CIT	5-5-0	0-0-0	23.4-22.9	0.0	0.0	0.0	0.0	0.0	0.0	0.0	0.0	3-2-0	0-0-0	26.6-27.4
428	CLEM	9-1-0	5-4-1	32.7-15.0	222.2	215.5	437.7	112.7	184.9	297.6	1.1	30.9	6-0-0	3-2-1	31.2-9.0
429	WCU	7-4-0	0-0-1	34.5-23.6	19.3	24.5	43.8	27.2	14.0	41.2	0.3	2.6	4-2-0	0-0-1	31.7-22.7
430	UNC	2-8-0	3-7-0	22.6-33.2	133.5	212.9	346.4	211.1	232.0	443.1	2.0	26.7	0-6-0	1-5-0	20.8-31.0

SU W/L: Straight-Up Win/Loss Record
ATS: Against the Spread Record
AF-AA: Average Points For - Average Points Against
Ru: Rushing Yards

Pa: Passing Yards
Tot: Total Yards
TO: Turnovers
ToP: Time of Possession



Gm#	Team	Overall			Off (Yds)			Def (Yds)			TO	ToP	Home/Away		
		SU W/L	ATS	AF-AA	Ru	Pa	Tot	Ru	Pa	Tot			SU W/L	ATS	AF-AA
431	WOF	9-1-0	0-0-0	28.6-20.8	0.0	0.0	0.0	0.0	0.0	0.0	0.0	0.0	5-0-0	0-0-0	31.0-17.6
432	SOCAR	7-3-0	6-2-2	24.8-20.6	126.2	223.5	349.7	142.1	237.8	379.9	1.2	28.9	4-1-0	2-2-1	28.0-21.6